

# SpringerLink

## Help Guide

SpringerLink provides full-text access to over 2300 peer-reviewed scientific, technical, and medical journals. Areas of coverage include: behavioural science, biomedical and life sciences, chemistry and materials science, computer science, earth and environmental science, engineering, mathematics and statistics, medicine, physics and astronomy. Journal coverage also includes 400+ journals in the areas of business and economics, humanities, social sciences, and law. Additionally, the database provides access to the full-text of thousands of e-books in various subjects in the sciences, humanities, and social sciences.

---

### Getting Started

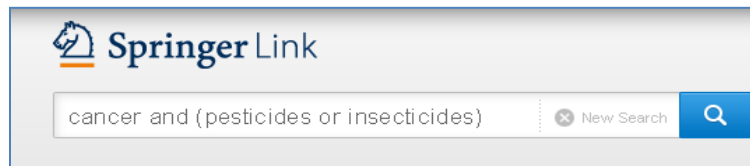
At the Library's homepage: [www.smu.ca/library](http://www.smu.ca/library) → Databases A-Z → SpringerLink. If accessing the database from off-campus, you will be prompted to log in using your SMU "S" number.

---

### Search

Available from the top of every page, the **Basic Search** searches the title, abstract, and full text of all content on SpringerLink. To perform a search, enter your search terms in the SEARCH box and click the blue magnifying glass icon.

If entering more than one word or phrase, use Boolean operators (AND, OR, NOT) to define the relationship between search terms.




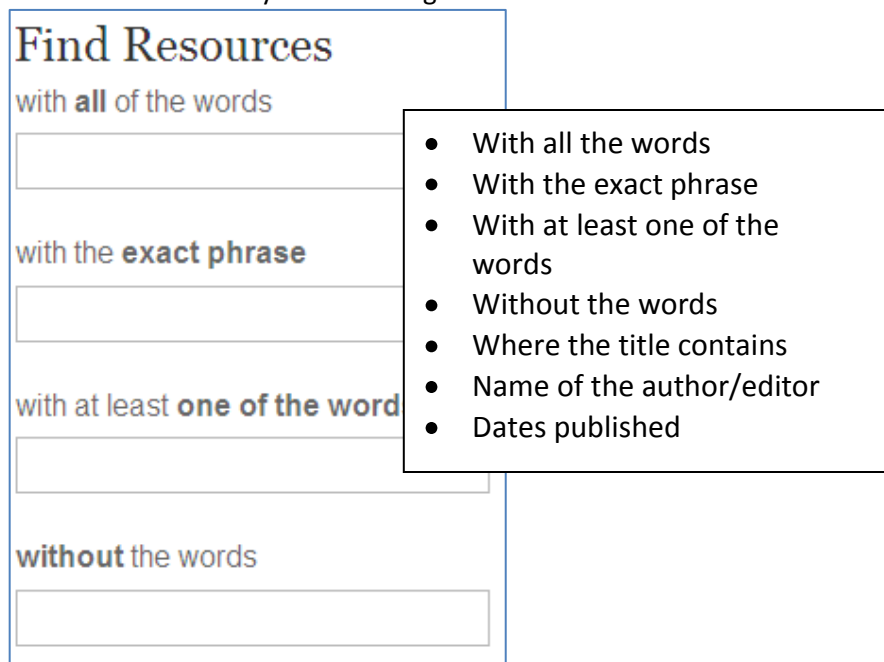
The image shows a screenshot of the SpringerLink search interface. It features the SpringerLink logo on the left, followed by a search input field containing the text "cancer and (pesticides or insecticides)". To the right of the input field is a "New Search" button with a magnifying glass icon.

If you are searching for a particular article or chapter, you can specify author or editor, publication title, volume, issue, and page information from a citation.

---

### Advanced Search

Click on the  icon for more search options. Limit searches by the following:



The image shows a screenshot of the "Find Resources" advanced search options menu. The menu is titled "Find Resources" and lists four search criteria: "with all of the words", "with the exact phrase", "with at least one of the word", and "without the words". Each criterion has a corresponding input field. To the right of the menu is a list of search filters:

- With all the words
- With the exact phrase
- With at least one of the words
- Without the words
- Where the title contains
- Name of the author/editor
- Dates published

---

## Browse

---

From the SpringerLink homepage you can browse by discipline.

- Browse by discipline
- » Architecture & Design
  - » Astronomy
  - » Biomedical Sciences
  - » Business & Management
  - » Chemistry
  - » Computer Science
  - » Earth Sciences and Geography
  - » Economics
  - » Education & Language
  - » Energy
  - » Engineering
  - » Environmental Sciences
  - » Food Science & Nutrition
  - » Law
  - » Life Sciences
  - » Materials
  - » Mathematics
  - » Medicine
  - » Philosophy
  - » Physics
  - » Psychology
  - » Public Health
  - » Social Sciences
  - » Statistics


---

## Viewing Your Results

---

If the article you are interested in displays Download PDF or HTML beneath the authors names, you have access to the article.



If there is a lock symbol  displayed above the article title you may be able to see some pages of the article, but you do not have full access. You can eliminate these articles from your search results by unchecking the box in the "Include Preview-Only content" on the upper left-hand side.



---

## Sorting Your Results

---

Search results are automatically sorted by relevancy. However, you can also sort your results by date published.



After you have performed a search, you can further refine your results by searching within your results or by using various filters available on the left sidebar. Filters allow you to refine your search by discipline (subject area), subdiscipline, content type (e.g., books, journal articles), etc.

You will also find that author and journal names are hyperlinked in the search results. This means that if you find you are interested in the research of a particular author, clicking their name will direct you to other material they have published.

## Print, Save or E-Mail the Full-Text

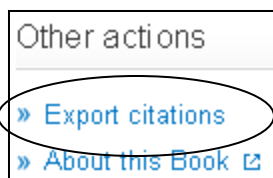
If your article is open in PDF format, click the save, print, or e-mail icon on the upper menu of the PDF reader.



For articles opened in HTML, use the commands on your internet browser to save, print, or e-mail the article.

## Exporting Citations

To export citations to a citation manager, e.g., RefWorks, click on the title of a record and then click the EXPORT CITATION link.



## Search Tips

**Search operators** (AND, OR, NOT) can help you to refine a search. For example:

fruits AND vegetables AND berries  
*all terms must be present in a result*

fruits OR vegetables  
*either term may be present*

fruits NOT berries  
*results exclude the term following not*

Use parentheses to group together synonyms or related words for the same concept. For example:

(fruits OR vegetables) AND pesticides

(fruits OR vegetables) AND (pesticides OR insecticides OR DDT)

### Wildcard searching

SpringerLink automatically searches for all words that begin with or contain the root word that is searched. There is no need to put an asterisk (\*) at the end of a word.

### Quotation marks ("" )

Use quotation marks to search for phrases. For example, when searching for a phrase (e.g., global warming), put quotation marks around the search terms ("global warming"). This will ensure that the two words are searched as a phrase, i.e., the words will appear side by side in your search results.

Chemical symbols (e.g., "Na") and mathematical equations should also be enclosed in quotation marks.



One University. One World. Yours.